


## COVID-19 (Coronavirus)

### Road Vehicle Occupancy Restrictions


This advice is intended to provide clear guidance on vehicle occupancy restriction to help prevent the spread of the virus given the high national importance of the work you do and the common contact scenarios you may face whilst travelling for work.

Number of seats	Max. Number Of occupants	Seating arrangements
2	1	Driver Only
3	1	Driver Only
5	1	Driver Only
6	2 Including the driver	Driver only in the front of the vehicle - Separation barrier between the front and rear seating 1 in the left rear passenger seat
8	3 Including the driver	Driver only in the front of the vehicle – Separation barrier between the front and rear seating 1 in the rear bulkhead passenger seat behind the driver 1 in the back-left passenger seat – Separation barrier between the rear and back passenger seating
9	3 Including the driver	Driver only in the front of the vehicle – Separation barrier between front and rear seating 1 in the rear bulkhead passenger seat behind the driver. 1 in the back-left passenger seat - Separation barrier between the rear and back passenger seating


2 seats e.g.  
small van




3 seats e.g.  
flatbed




5 seats e.g. car /  
small van




6 seats e.g.  
flatbed



8 seats e.g.  
mess van



9 seats e.g.  
mess van



## Entering and Exiting Vehicles

**The person sitting at the back of the vehicle must enter the vehicle first and be seated before the second person enters the vehicle. On leaving the vehicle the person in the back of the vehicle must remain seated until the other person has left the vehicle to ensure social distancing is achieved. Persons must travel in the same seat for all journeys Where Barriers are fitted these must not restrict windows and individual seat belts**

## Additional Measures

- All operatives to wear face masks when travelling in groups.
- Journeys to be shared with same individuals.
- Ensure good ventilation in vehicles.
- Staff to wash hands or use hand sanitisers upon entering and on leaving vehicles.
- Vehicles to be deep cleaned every weekend.

**Drivers to complete the Ganymede Vehicle Checklist to confirm the above actions**

## Loading and unloading Tools and Equipment in Vehicles

- All tools and equipment must be cleaned/wiped down before and after use.
- Preferably one person to load and unload tools and equipment on and off vehicles
- If two persons are needed to lift equipment from vehicles and social distancing is restricted, then face masks must be worn by both persons until the lifting operation is completed

**Remember Stay Alert and Stay Safe**